



MONOTUB D.D. 

MONOTUB D.D. 

MONOTUB D.D. 

MONOTUB D.D. 

MONOTUB D.D. 

PRODUCTS

# *FORMWORK SYSTEMS*

## SCHALROHR MONOTUB RUND

Column formwork Monotub round



100% waterproof



### Flexibility

All dimensions from Ø 150mm to Ø 1.200mm and all lengths available in 2-3 working days. Delivery to building site in customized length.

### Quality

100% water-resistant and can be stored outside without damaging the quality of the tubes. The installation is in all weather conditions without problems possible. MONOTUB formworks provide a perfect concrete surface. On columns with diameter 650mm or bigger two vertical joints of the PVC insert will remain visible on the column.

### Cost-effectiveness

Fast and economical to use. Several columns can be poured in one working stage, guaranteeing optimum building progress on site. Extremely light and easy to handle during transport and erection. In the most of cases no crane required on site. With the integrated zipp-off the columns are stripped easily in seconds.

### Eco-friendly

No cleaning and return of the formwork necessary. Requires no mould oils or release agents. Unproblematic waste disposal.

### Special solutions

With self-compacted concrete (SCC),  
Length to 13m

Angled support brackets  
in different types



Tention belt - Multistrap with two wingnut, fits for all diameter



## SPANNGURT - MULTISTRAP

Item-No.	Pcs/Box	Pcs/Pallet
SRN	1	120

## SCHALROHR MONOTUB RUND “GLATT“

Dimension Ø mm	Wall thickness mm	Speed of casting m/h	Required amount of concrete approx. m <sup>3</sup> /m	Weight approx. kg/m
150	3	6	0,02	1,3
200	3	6	0,03	1,7
240	3	6	0,05	2,0
250	3	6	0,05	2,1
300	3	6	0,07	2,5
350	4	6	0,10	3,6
400	4	5	0,13	4,1
450	4	4	0,16	4,6
500	4	3	0,20	5,1
550	5	3	0,24	6,3
600	5	3	0,28	6,9
650	5	3	0,33	7,5
700	5	3	0,39	8,0
750	5	3	0,46	8,7
800	5	3	0,52	9,3
900	5	2	0,65	10,5
1000	6	2	0,79	11,5
1200	6	2	1,13	13,7

Column formwork Monotub round  
„smooth“



Perfect facing concrete!

If self-compacting concrete is used, the casting speeds have to be halved.

## SCHALROHR MONOTUB RUND “SPIRAL“

Dimension Ø mm	Wall thickness mm	Speed of casting m/h	Required amount of concrete approx. m <sup>3</sup> /m	Weight approx. kg/m
150	3	6	0,02	1,3
200	3	6	0,03	1,7
240	3	6	0,05	2,0
250	3	6	0,05	2,1
300	3	6	0,07	2,5
350	4	6	0,10	3,6
400	4	5	0,13	4,1
450	4	4	0,16	4,6
500	4	3	0,20	5,1
550	5	3	0,24	6,3
600	5	3	0,28	6,9
650	5	3	0,33	7,5
700	5	3	0,39	8,0
750	5	3	0,46	8,7
800	5	3	0,52	9,3
900	5	2	0,65	10,5
1000	6	2	0,79	11,5
1200	6	2	1,13	13,7

Column formwork Monotub round  
„spiral“



If self-compacting concrete is used, the casting speeds have to be halved.

Column formwork Nevotube®  
„square“



## SCHALROHR NEVOTUBE® “QUADRAT“

### Flexibility

All dimensions from 150x150mm to 800x800mm available in 2-3 working days.  
Delivery to the building site in customized length.

### Quality

100% water-resistant and can be stored outside without damaging the quality of the tubes. The installation is in all weather conditions without problems possible. NEVOTUBE® formworks provide a perfect concrete surface. On columns up to 4 meters no visible, horizontal joints of the insert.

### Cost-effectiveness

Fast and economical to use. Several columns can be poured in one working stage, guaranteeing optimum building progress on site. Extremely light and easy to handle during transport and erection. In the most of cases are no crane required on site. The columns can be stripped easily with a knife in seconds.

### Eco-friendly

No cleaning and return of the formwork necessary. Requires no mould oils or release agents. Unproblematic waste disposal.

Dimension mm	Outside Ø mm	Chamfer approx. mm	Speed of casting m/h	Required amount of concrete approx. m³/m	Weight approx. kg/m
175x175	240	13	6	0,03	2,6
200x200	265	24	6	0,04	3,0
240x240	313	32	6	0,06	4,3
250x250	330	30	6	0,06	4,0
300x300	400	30	5	0,09	5,7
350x350	470	31	4	0,12	7,0
365x365	500	21	3	0,13	7,5
400x400	550	22	3	0,16	8,8
450x450	600	42	3	0,20	10,3
500x500	685	27	3	0,25	13,0

*Perfect facing concrete! Other dimension available on request.*

*If self-compacting concrete is used, the casting speeds have to be halved.*



## SCHALROHR NEVOTUBE® „RECHTECK“

Dimension mm	Outside Ø mm	Chamfer approx. mm	Speed of casting m/h	Required amount of concrete approx. m <sup>3</sup> /m	Weight approx. kg/m
175x240	330	25	6	0,04	2,8
175x300	376	25	6	0,05	3,5
175x400	479	25	6	0,07	5,0
200x240	300	18	6	0,05	3,7
200x250	300	27	6	0,05	3,7
200x300	350	17	6	0,06	4,3
200x350	430	30	6	0,07	4,9
200x400	488	30	5	0,08	5,8
200x450	533	30	5	0,09	7,2
200x500	580	30	5	0,10	7,6
240x250	330	24	6	0,06	4,0
240x300	360	31	6	0,07	5,0
240x350	400	33	5	0,08	5,6
240x365	400	51	5	0,09	5,7
240x400	450	25	5	0,10	6,8
240x450	500	18	5	0,11	8,7
240x500	598	30	4	0,12	6,9
240x550	640	30	4	0,13	8,9
240x600	690	30	4	0,14	9,8
250x300	360	38	6	0,08	5,0
250x350	400	40	5	0,09	5,8
250x400	450	31	5	0,10	6,5
250x450	500	23	5	0,11	7,6
250x500	550	18	4	0,13	7,9
250x550	645	30	4	0,14	9,0
250x600	701	30	3	0,15	9,9
300x350	450	16	5	0,11	6,8
300x400	470	38	4	0,12	7,3
300x450	500	54	4	0,14	8,1
300x500	550	47	3	0,15	8,8
300x550	600	39	3	0,17	10,0
300x600	650	35	3	0,18	11,2
350x400	500	38	4	0,14	8,5
350x450	550	26	3	0,16	8,8
350x500	600	16	3	0,18	9,3
350x550	696	30	3	0,18	9,6
350x600	685	16	3	0,21	12,2
400x450	550	60	3	0,18	9,3
400x500	600	48	3	0,20	10,0
400x550	650	37	3	0,22	11,2
400x600	700	28	3	0,24	12,3
450x500	650	28	3	0,23	10,8
450x550	685	33	3	0,25	12,5
450x600	700	60	3	0,27	12,8
500x600	750	37	3	0,30	14,2

Column formwork Nevotube® „rectangular“



Attention: Chamfer not always 45°

Perfect facing concrete! Other dimensions available on request.  
If self-compacting concrete is used, the casting speeds have to be halved.

## SCHALROHR NEVOTUBE® “SCHARFE KANTE“


Column formwork Nevotube®  
„with sharp angle“



Dimension mm	Outside Ø mm	Speed of casting m/h	Required amount of concrete approx. m³/m	Weight approx. kg/m
200x200	332	6	0,04	3,0
240x240	388	6	0,06	3,6
250x250	403	6	0,06	4,0
300x300	473	5	0,09	4,8
350x350	554	4	0,12	5,5
400x400	625	3	0,16	7,5
450x450	695	3	0,20	8,3
500x500	777	3	0,25	9,0
200x250	369	6	0,05	3,5
200x300	409	6	0,06	3,8
200x350	462	6	0,07	4,2
200x400	506	5	0,08	4,5
200x500	597	4	0,10	4,2
250x300	449	5	0,08	4,7
250x350	489	5	0,09	5,5
250x400	530	4	0,10	5,7
250x500	617	3	0,13	8,0
300x350	520	4	0,11	5,1
300x400	560	3	0,12	7,5
300x500	642	3	0,15	8,2
350x400	590	3	0,14	7,9
350x500	670	3	0,18	8,6
400x500	700	3	0,20	9,4

Perfect facing concrete! Other dimensions available on request.  
If self-compacting concrete is used, the casting speeds have to be halved.

Column formwork Nevotube®  
„oval“



## SCHALROHR NEVOTUBE® “OVAL“

Dimension „A“ mm	Dimension „B“ mm	Radius „R“ mm	Outside Ø mm	Weight approx. kg/m
200	500	100	600	6,4
250	400	125	500	4,3
250	500	125	600	6,4
250	600	125	700	7,1
300	500	150	600	6,4
300	600	150	700	7,1
350	500	175	600	6,4
350	600	175	700	7,1
400	600	200	700	7,1

Perfect facing concrete! Other dimensions available on request.  
If self-compacting concrete is used, the casting speeds have to be halved.

## SCHALROHR NEVOTUBE® “6-ECK“

Spanner size “S” mm	Corner “E” mm	Leg length “A” mm	Outside Ø mm	Weight approx. kg/m
250	288	144	394	3,7
300	346	173	452	4,4
350	404	202	510	5,1
400	462	231	567	6,3
500	578	289	682	7,4

Perfect facing concrete! Other dimensions available on request.

If self-compacting concrete is used, the casting speeds have to be halved.

## SCHALROHR NEVOTUBE® “8-ECK“

Spanner size “S” mm	Corner “E” mm	Leg length “A” mm	Outside Ø mm	Weight approx. kg/m
250	270	104	376	3,5
300	325	125	430	4,2
350	379	145	484	4,8
400	433	166	538	6,0
500	541	207	646	7,0

Perfect facing concrete! Other dimensions available on request.

If self-compacting concrete is used, the casting speeds have to be halved.

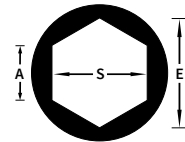
## SCHALROHR NEVOTUBE® “WANDANSCHLUSSÄULE“

Dimension mm	Outside Ø mm	Speed of casting m/h	Required amount of con- crete approx. m <sup>3</sup> /m	Weight approx. kg/m
200x200	310	6	0,04	3,6
240x240	370	6	0,06	4,4
250x250	380	6	0,06	4,5
300x300	460	5	0,09	5,1
350x350	530	4	0,12	5,9
400x400	600	3	0,16	6,8
450x450	670	3	0,20	7,9
500x500	745	3	0,25	8,7
200x250	352	6	0,05	4,4
200x300	395	6	0,06	5,0
200x350	435	6	0,07	5,7
200x400	478	5	0,07	6,5
200x500	582	4	0,10	7,6
250x300	425	5	0,08	5,3
250x350	463	5	0,08	6,2
250x400	508	4	0,10	6,6
250x500	600	3	0,13	7,7
300x350	495	4	0,11	7,0
300x400	534	3	0,12	7,6
300x500	620	3	0,15	8,7
350x400	562	3	0,14	8,2
350x500	645	3	0,18	9,6
400x500	673	3	0,20	10,4

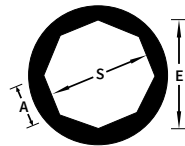
Perfect facing concrete! Other dimensions available on request.

If self-compacting concrete is used, the casting speeds have to be halved.

Column formwork Nevotube®  
„Hexagon“



Column formwork Nevotube®  
„Oktagon“



Column formwork Nevotube®  
„for existing walls“



## SCHALROHR “STRUKTURMATTE“

Formliner in formworks on request possible



Formliners can be applied easy to any type of formwork, both vertically and horizontally. The formliners provides different textures and reliefs on the concrete finishing. More than 50 different types available.

### Considerable Advantages:

- high quality
- very flexible
- limited weight
- fast application
- 100% recyclable
- fast removal - without parting compound

## STRUKTURMATTE

### Application of formliners:

- The surface have to be clean of dust, fat, colour or other materials.
- Put the glue streaky on the complete surface in distance of 20cm.
- After approx. 2 minutes the formliners can be applied on the surface of the formwork.



**Mod. 001**

Dimension: 4.000x1.300mm



**Mod. 003**

Dimension: 4.000x1.250mm



**Mod. 004**

Dimension: 4.000x1.250mm



**Mod. 005**

Dimension: 4.000x1.300mm



**Mod. 006**

Dimension: 4.000x1.300mm



**Mod. 008**

Dimension: 4.000x1.285mm



**Mod. 051**

Dimension: 4.000x1.220mm



**Mod. 053**

Dimension: 4.000x1.210mm



**Mod. 057**

Dimension: 4.000x1.200mm

Length and width tolerance +/-2,0mm



## KLEBSTOFF-SPRAY

Item-No.	Quantity/ Can g	Quantity/ Pcs
TSMKS	400	1

Glue-spray  
400 g = +/- 15m<sup>2</sup>



## KLEBSTOFF-FLÜSSIG IM KANISTER

Item-No.	Quantity/ Canister l	Quantity/ Pcs
TSMKF	20	1

Liquid glue in canister  
20 l = +/- 300m<sup>2</sup>

Coat the edges and put the glue with an interval of +/- 20cm on the formliners.




## KLEBBAND FUGENABDICHTUNG

Item-No.	Width/ Coil mm	Quantity/ Coil m	Quantity/ Pcs
TSMKB	30	50	1

Tape for joint sealing  
30mm x 50m



## EXAMPLE STRUKTURMATTEN



## APPLICATION-SPECIFIC INFORMATION

### Transport:

- Always lay column formworks on a large contact surface to avoid the formation of pressure marks.
- Column formworks must be protected against knocks and damage during transport.
- Avoid all contact with sharp edges or side panels when loading and unloading.
- Any transport damage or other defects must be indicated on the delivery documents upon receipt of the products.
- Our warranty only extends to defects indicated on the delivery documents immediately on receipt.

### Storage:

- Column formworks are 100% water-resistant.
- They can be stored outdoors and installed in all weather conditions.
- Do not cover, and avoid heat accumulation.

### Installation:

- Do not force column formworks over any too big reinforcement bars and/or spacers.
- Set column formworks in axis on the basement and fix with a wooden cross or column formwork fixing.
- In the case of square or rectangular formworks, pay attention to their orientation.
- Set up in a perpendicular orientation and secure against buoyancy using a multistrap and tension/pressure resistant props on the ceiling side.



### Concreting work pursuant to DIN EN 1992-1-1:

- Prior to concreting, check the concrete coverage, the placement of the spacers, and the quality and condition of the film or inner lining.
- See catalogue for casting speeds and concrete requirements.
- If self-compacting concrete is used, the casting speeds have to be halved.
- Perform concreting slowly to allow any air bubbles between the formwork and the film to escape upwards.
- With MONOTUB RUND „GLATT“, face-side adhesive tape does not provide complete protection against the penetration of concrete milk between the column formwork and the film; it is therefore necessary to work with a concreting pipe.
- Pour and compact concrete with the concrete pump or concreting pipe in sections of approx. 50-60 cm.
- Only ever use an internal vibrator for compacting.
- Pump hose and vibrator must not touch the inside of the column formwork.
- The fall height of the concrete must be limited to about 1.5 m when installing without installation tubes or hoses (see DBV info sheet).
- Once all work has been completed, perform final compaction and recheck perpendicularity and dimensions.



### Stripping:

- Observe the necessary post-treatment times for your particular concrete formulation when stripping.
- The column formworks must be removed at the latest two days after concreting.
- Opening is fast and easy with the aid of the integrated zip-off (only with circular formworks).
- A knife should be used for stripping with square or rectangular formworks.
- Following removal of the inner formwork shell, the formwork can remain on the concrete column for continued protection.

### Disposal:

- Clean components can be unproblematically subjected to type-sorted disposal.

### Shortening formworks on site:

- Release zip-off and shorten formwork.
- Shorten film and stick back with the zip-off tensioned.
- Erect with the cut end towards the bottom.
- Note: In the event that the zip-off is also cut when the formwork is shortened and the formwork is erected with the cut end to the top, the zip-off may slip down between the formwork and the film and leave a mark on the finished concrete column!

**WARNING: No warranty claims will be accepted in the event of non-compliance with our Application-Specific Information!**